

Tubular OPzV Range

EverExceed[®]
power your applications



GERMANY TECHNOLOGY

16 OPzV 2000

(2V-2100AH @ C10)

HIGH PERFORMANCE



Specifications

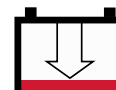
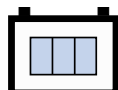
- Extraordinary energy-saving features in addition with robust reliability
- Maintenance-free (no topping up) during the whole service life
- Nominal capacity 100~3000 Ah C₁₀
- Design life: 20 years at 20°C (80% remaining capacity from C₁₀)
- Container material: ABS, UL 94-HB;
optional: ABS, UL 94V-0
- Robust tubular plate technology
- Very low gassing due to internal gas recombination
- Long shelf life of up to 2 years at 20°C without recharge due to the very low self discharge rate
- Proof against deep discharge according to DIN 43 539 T5
- Cells in compliance with DIN 40742 Completely recyclable

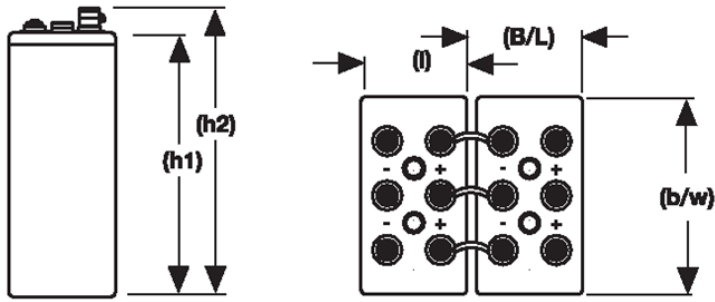
Applications

- Telecommunications
- Emergency lighting
- Microwave radio systems
- Power generation plants
- Photovoltaics / Solar

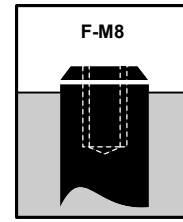
Innovative Features

- Tubular positive plates:** Robust tubular plates consisting of a lead calcium antimony-free alloy, optimized for high corrosion resistances
 - Pasted negative plates:** Grid plate construction consisting of lead calcium alloy
 - Separators:** Micro porous and robust, for electrical separation of the positive and negative plates and optimized for low internal resistance
 - Housing:** ABS, on request flame retardant ABS according to UL 94 V-0
 - One way relief valve:** operates at low pressure and fitted with flame arrestor, release gas in case of excess pressure and protects the cell against atmosphere
 - Poles:** Screw connection for easy and safe assembly and maintenance-free connection with excellent conductivity
 - Post seals:** extremely high integrity post seal design to prevent electrolyte leakage and terminal corrosion
 - Connectors:** flexible fully insulated cable connectors screwed to the terminal with an insulated screw having a probe hole on the top for electrical measurement
 - Electrolyte:** Gel structure
- Proprietary Fixed Orifice Plate Pasting technology applying active materials on both sides of the grid for consistent cell-to-cell performance, higher capacity and uniform grid protection.





Dimension figure



20 Nm

Container: ABS, UL 94-HB Optional ABS, UL 94V-0

Tubular OPzV Range Electrical Specifications & Dimensions

Part number	DIN Type	Nom. Voltage (V)	C10 AH to 1.80VPC	C100 AH to 1.80VPC	Outline Dimensions (mm)					Weight (kg)	Pole Pairs	Internal Resist. acc. to IEC 896-2 mOhms	Short Circuit Current acc. to IEC 896-2A	Terminal
					Length (l)	Width (b/w)	Height (h1)	Height t (h2)	Installed Length (B/L)					
2TV162000	16 OPzV 2000	2	2100	2519	212	400	775	815	223	155	3	0.15	14000	F-M8

Acid density $d_N = 1.260$ kg/l

Tubular OPzV Range Discharge Data Amperes at 20°C

End Point Volts/Cell	Discharge Time in Minutes		Discharge Time in hours								
	15 min	30 min	1 hour	2 hour	3 hour	4 hour	5 hour	6 hour	8 hour	10 hour	20 hour
1.90	893	840	731	546	431	349	296	260	215	179	93.9
1.87	1092	1008	832	605	476	383	327	286	229	190	101
1.83	1277	1176	949	672	521	420	355	307	240	202	105
1.80	1411	1294	1033	710	546	439	368	318	251	210	108
1.75	1680	1478	1155	756	571	457	381	328	258	214	111
1.70	1915	1630	1226	794	588	469	391	335	260	215	115

Tubular OPzV Range Discharge Data Watts at 20°C

End Point Volts/Cell	Discharge Time in Minutes		Discharge Time in hours								
	15 min	30 min	1 hour	2 hour	3 hour	4 hour	5 hour	6 hour	8 hour	10 hour	20 hour
1.90	1269	1224	1168	917	761	652	567	500	412	355	186
1.87	1567	1533	1344	1042	857	722	625	550	447	385	202
1.83	2135	1971	1674	1254	1008	831	704	620	497	417	210
1.80	2201	2032	1725	1293	1040	856	726	638	512	429	216
1.75	2576	2315	1927	1435	1125	904	752	651	512	429	219
1.70	2896	2575	2163	1530	1130	904	752	651	512	429	225

Long Duration Discharge Capacity (Ah) at 20°C

Part No.	DIN Type	End Point Volts/Cell	C ₂₄	C ₄₈	C ₁₀₀	C ₁₂₀	C ₂₄₀
2TV162000	16 OPzV 2000	1.85	2185	2440	2494	2545	2588
		1.80	2207	2464	2519	2570	2614

Actual battery performance data may be +/-5% of figures shown above.

