

DS-K4H250S Single-Door Magnetic Lock

The magnetic lock is designed for wooden door, glass door, and steel door with the opening angle of 90°. The maximum thrust of the lock is 272 kg (599.8 lbs). It can be used for controlling door opening/closing, and the indicator shows the door status. It supports signal output of door lock output status testing.



Available Model

DS-K4H250S

Key Feature

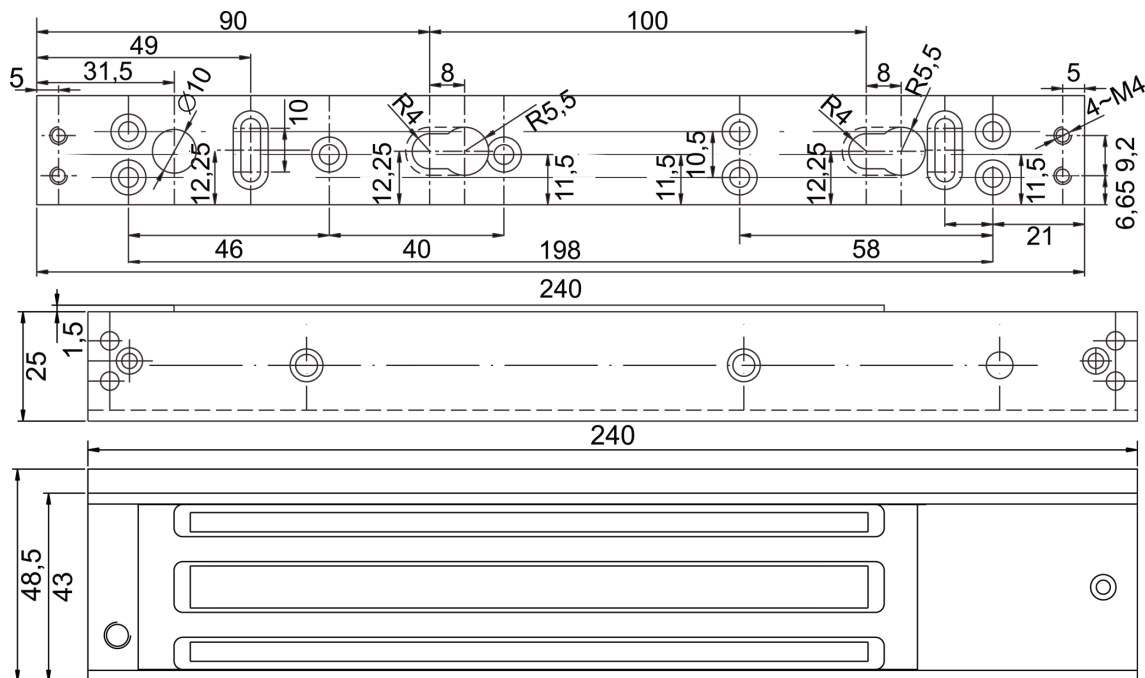
- The magnetic lock supports static holding force of 272 kg (599.8 lbs)
- The power supply can be customized to be 12 VDC or 24 VDC, and the default voltage is 12 VDC
- It is equipped with internal voltage dependent resistor (MOV)
- It is applied to wooden door, glass door, metal door and fireproof door
- Signal output of door lock status (NO\NC\COM)
- Anti-residual magnetism design
- Abrasion-proof materials
- The shell is made up of aldural and is hard anodizing electroplated
- No mechanical failure, and the magnetic lock works by electromagnetism force
- Increased magnetic force, dual-insulating design
- Approval: CE, RoHS, UL, FCC-VOC, REACH, MA



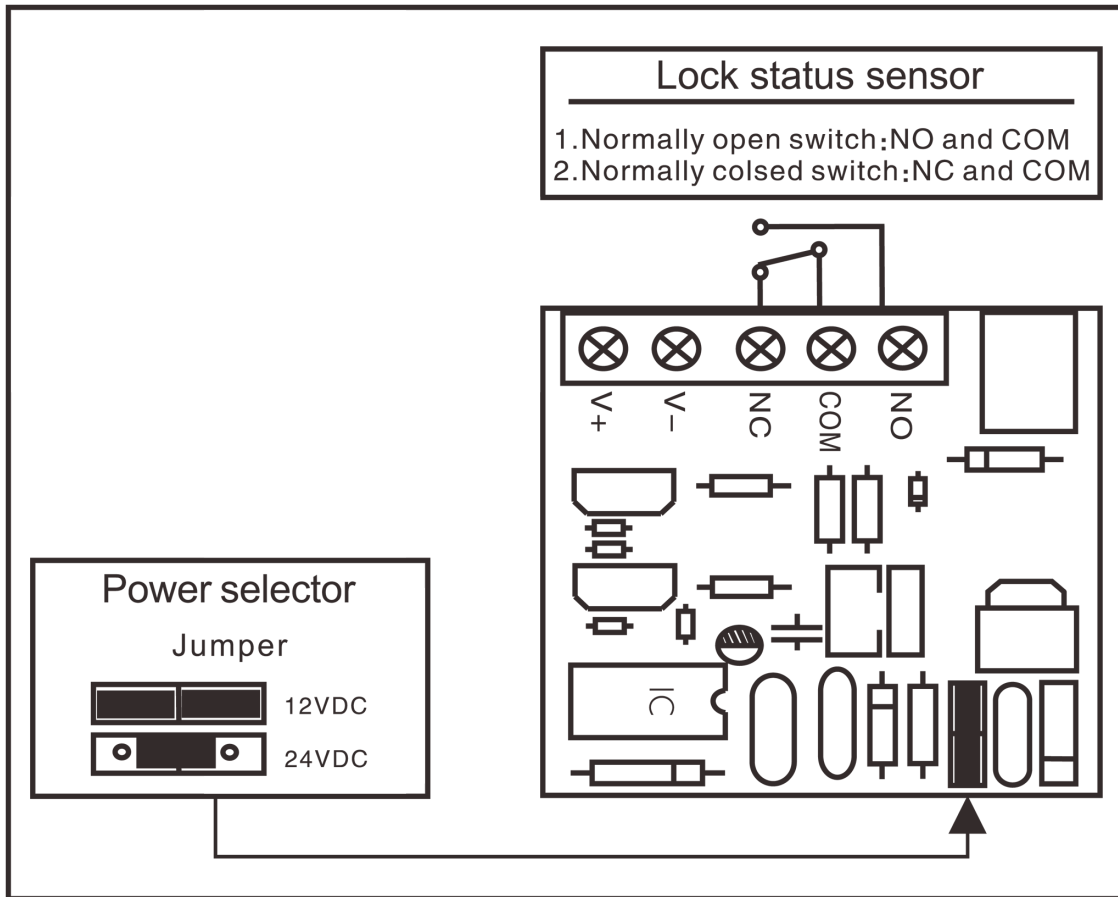
Specifications

Model	DS-K4H250S
Dimension of lock body (L × W × H)	480 mm × 48.5 mm × 26.5 mm (18.90" × 1.90" × 1.04")
Dimension of armature plate (L × W × H)	180 mm × 38 mm × 11 mm (7.1" × 1.5" × 0.4")
Maximum holding force	272 kg (599.8 lbs) holding force
Input voltage	12 VDC/24 VDC
Working current	12 V/500 mA, 24 V/250 mA
Signal Output	Dry contact signal output; Support Maximum power rate of 3A; NO output while locking and NC output while unlocking
LED indicator	Red: Door is unlocked Green: Door is locked
Suitable door	Wooden door, glass door, metal door, fireproof door
Working temperature	-10 °C to 55 °C (-14 °F to 131 °F)
Working humidity	0 to 95% (relative humidity)
Shell	Hard anodizing electroplating operated
Lock body	Eco-friendly Zinc with electroplating operated
Armature plate	Eco-friendly Zinc with electroplating operated
Weight	2.1 kg (4.6 lbs)

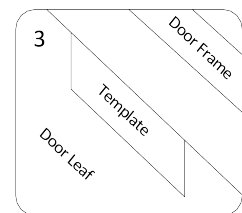
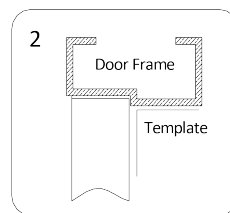
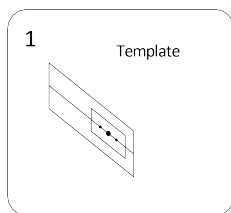
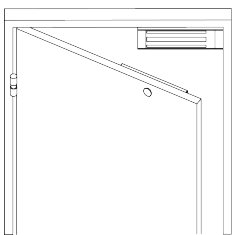
Dimension



Circuit Board Diagram



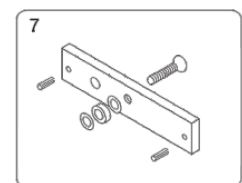
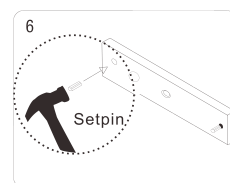

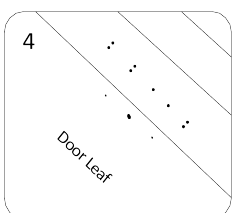
Installation



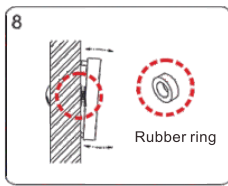
Fold the plate to 90°.

Close the door first, then place the upper side of template on door frame, while adjust the left side next to the door leaf.

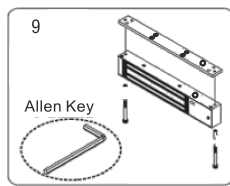
Mark screw positions of armature plate and magnetic lock on door leaf and door frame respectively.



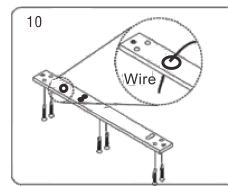
Drill holes based on the marked positions.



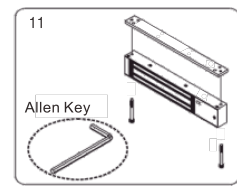
Make a combination based on the picture.
 Note: You can find the drilled holes' diameters at the bottom.



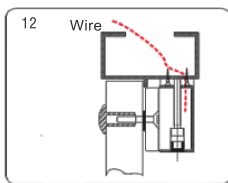
Strike the pin into the armature plate slightly (to avoid movement).



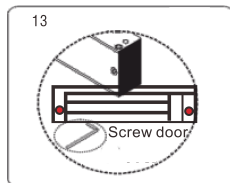
Make a combination based on the picture (add washer accordingly). The rubber ring must be added.



Place the rubber ring between armature plate and door leaf.



Use Allen key to remove the mounting plate from lock body.



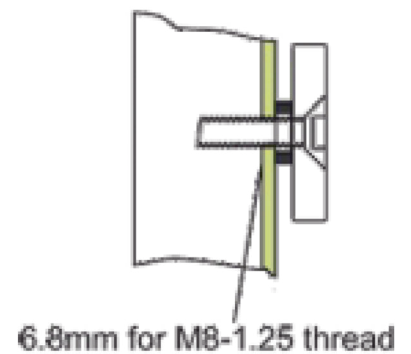
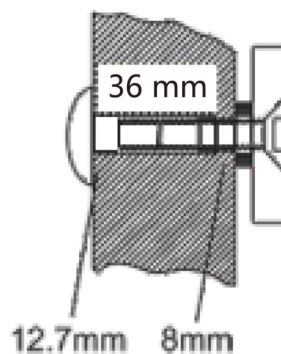
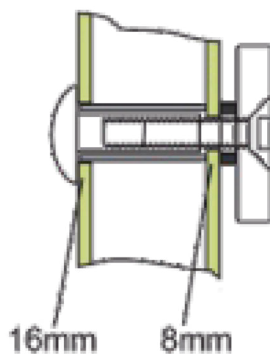
Fix the mounting plate on the door frame according to the holes drilled earlier.

Use Allen key to screw the lock body on the mounting plate.

Close the door to test holding force. The angle between armature plate and magnetic lock can be adjusted by adding or reducing washers.

After all the appropriate procedures, the holding force can be maximized. Finally, fix the tamper screw.

Note: For step 5, the drilled holes' diameters are as follows.





Distributed by

**HIKVISION®****Headquarters**

No.555 Qianmo Road, Binjiang District,
Hangzhou 310051, China
T +86-571-8807-5998
overseasbusiness@hikvision.com

Hikvision USA
T +1-909-895-0400
sales.usa@hikvision.com

Hikvision Australia
T +61-2-8599-4233
salesau@hikvision.com

Hikvision India
T +91-22-28469900
sales@pramahikvision.com

Hikvision Canada
T +1-866-200-6690
sales.canada@hikvision.com

Hikvision Thailand
T +662-275-9949
sales.thailand@hikvision.com

Hikvision Europe
T +31-23-5542770
sales.eu@hikvision.com

Hikvision Italy
T +39-0438-6902
info.it@hikvision.com

Hikvision Brazil
T +55 11 3318-0050
Latam.support@hikvision.com

Hikvision Turkey
T +90 [216]521 7070- 7074
sales.tr@hikvision.com

Hikvision Malaysia
T +601-7652-2413
sales.my@hikvision.com

Hikvision UK & Ireland
T +01628-902140
sales.uk@hikvision.com

Hikvision South Africa
Tel: +27 (10) 0351172
sale.africa@hikvision.com

Hikvision France
T +33(0)1-85-330-450
info.fr@hikvision.com

Hikvision Kazakhstan
T +7-727-9730667
nikia.panfilov@hikvision.ru

Hikvision Vietnam
T +84-974270888
sales.vt@hikvision.com

Hikvision UAE
T +971-4-4432090
salesme@hikvision.com

Hikvision Singapore
T +65-6684-4718
sg@hikvision.com

Hikvision Spain
T +34-91-737-16-55
info.es@hikvision.com

Hikvision Tashkent
T +99-87-1238-9438
uzb@hikvision.ru

Hikvision Hong Kong
T +852-2151-1761
info.hk@hikvision.com

Hikvision Russia
T +7-495-669-67-99
saleru@hikvision.com

Hikvision Korea
T +82-(0)31-731-8817
sales.korea@hikvision.com

Hikvision Poland
T +48-22-460-01-50
info.pl@hikvision.com

Hikvision Indonesia
T +62-21-2933759
Sales.Indonesia@hikvision.com

Hikvision Colombia
sales.colombia@hikvision.com